

Play value

The vertical prism refracts incident light visibly around the corner. You can see this by the fact that when you look through it you don't see what is in front of you but rather people or objects which are in another place. At the same time the white light is also split into the colours of the rainbow and these do not all travel around the corner at the same angle, creating the effect that the people and objects have a coloured ring around them. As you walk around the vertical prism, the colours change and green and purple also appear. The prism column is a welcome addition to our prism family because here several people can observe the phenomenon from various angles and also perhaps observe each other at the same time.

Recommended for

- School children
- Young people
- Adults
- Older people
- Public play areas without supervision, such as playgrounds, parks or similar






Prism Column

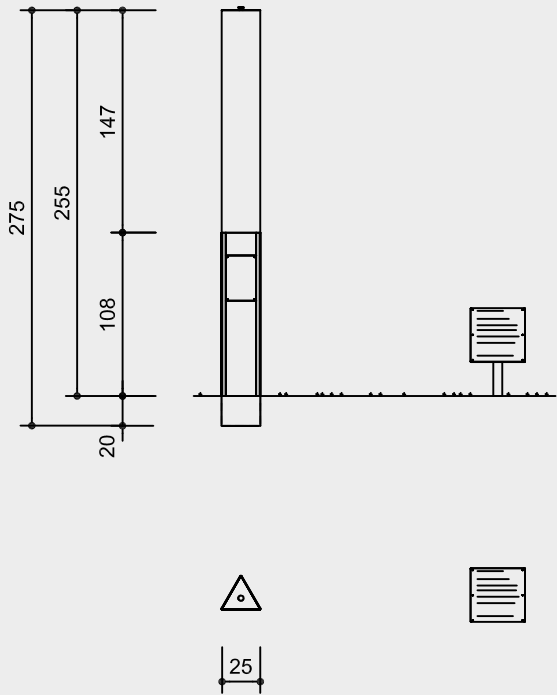
Vandalism	vulnerable in non-supervised areas
Supervision	not necessary
Explanation Board	included
Installation	indoors and outdoors
Safety check (DIN EN 1176)	not necessary
Installation in concrete	possible



10.31200

Order No. 10.31200
Prism Column

Safety distance 
Device dimensions 
Functional distance 



Scale 1:50

Technical information

Equipment made of stainless steel and large-format acrylic glass prism

Ground anchor

All parts used for anchoring to the ground are made of hot-dip galvanised steel or stainless steel



For more detailed explanation of the quality characteristics see price list.

Special algae-free glycol mixture, frostproof to approx. - 20° C

Support for Explanation Board made of stainless steel

Dimensions

(small deviations possible)

Height	2.55 m
Angle	0.25 m
Weight	100 kg

Components

- 1 Prism Column
- 1 Explanation Board with support for dowelling and 4 heavy duty anchors

Trademark

30 2005 500 000 Germany
40-0682207 South Korea

Installation information

Recommended space circle diameter 3.00 m

Foundations

- 1 item 60 x 60 x 40 cm
- Excavation depth 60 cm

Explanation Board

- 1 item 40 x 40 x 40 cm
- Excavation depth 60 cm

Attention:

Exact measurements may vary; for all installation dimensions refer to current assembly instructions.

Technical changes reserved.



10.31200