

Play value

Walking over narrow bars and posts promotes the sense of balance. The low height takes away the fear of making a wrong step. The soft ground surfacing and the handrails on either side ensure the greatest safety and minimises the danger of injury. Easy to read exercise instructions aid optimal usage for young and old.



Recommended for

- School children
- Young people
- Adults
- Older people
- Public play areas without supervision, such as playgrounds, parks or similar

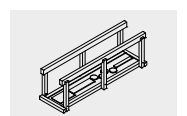
Effect

The Balancing Path promotes balance and safety when walking. Balancing improves the interplay between the legs and the balancing system.

Purpose

Standing means staying in balance. When you walk you have to leave this status. So as not to fall over this imbalance needs to be mastered. Safe and fall-free movement can therefore be improved by suitable and controlled training. Thus, it is important to exercise in a secure environment as well as to solve tasks of various difficulties.

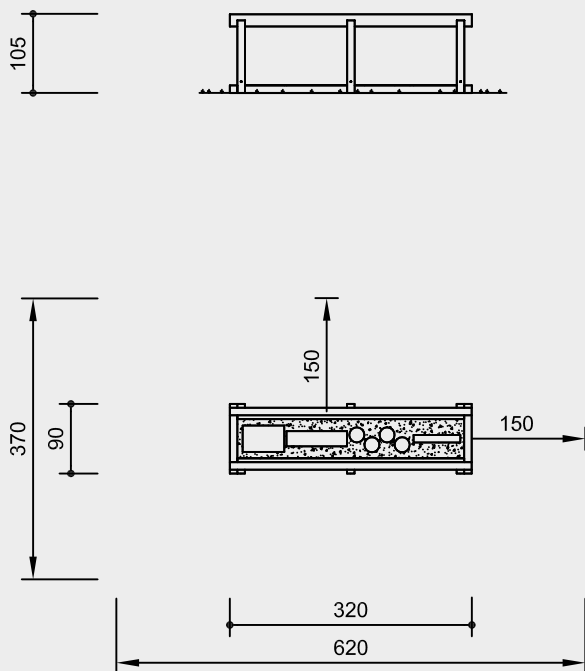
Balancing Path



11.50203

Order No. 11.50203
Balancing Path

Safety distance 
 Device dimensions 
 Functional distance 



Scale 1:100

Technical information

Equipment made of non-impregnated mountain larch

Core-free

Sawn-timbers core-free, thus decreasing occurrences of cracking and undesired changes in shape



Ground anchor

All parts used for anchoring to the ground are made of hot-dip galvanised steel or stainless steel



For more detailed explanation of the quality characteristics see price list.

Dimensions

(small deviations possible)

Height	1.05 m
Length	3.20 m
Width	0.90 m
Weight	155 kg

Safety

This equipment is not playground equipment within the scope of DIN EN 1176 and therefore is also not subject to the requirements of this standard. Nevertheless, it is complied with where appropriate.

Components

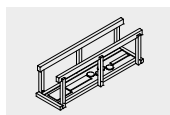
- 1 Balancing path with permanently attached balancing element (to be filled with e.g. wood chips on site)
- 4 Steel feet

Installation information

Surfacing requirements
 no requirements
 recommended:
 wood chips, granular material or the like

Foundations
 4 items 40 x 40 x 35 cm
 Excavation depth 55 cm

Attention:
Exact measurements may vary;
for all installation dimensions refer
to current assembly instructions.
 Technical changes reserved.



11.50203