

Play value

The stations, based on real-life situations, invite you to try them out and exercise. Alongside agility, stamina is also trained in this circuit course. The path is set up so that not all the obstacles need to be overcome and so that an accompanying person can give best possible help. Handrails on both sides at every station additionally ensure the highest safety.

Recommended for

- School children
- Young people
- Adults
- Older people
- Public play areas without supervision, such as playgrounds, parks or similar

Effect

Stamina and agility are promoted. Everyday challenges can be practiced in the form of various exercises. Safety in daily life is thereby improved and mobility increased.

Purpose

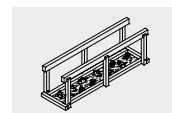
Everyday life can contain various hazards. Climbing stairs, descending stairs, stepping over obstacles, racing from one place to another. For a child a step can be an obstacle which is almost impossible to overcome. For older people an uneven path can pose a dangerous challenge. Those who are prepared for these hazards can master everyday life with happiness and safety. Specifically designed exercises promote mobility and make independent living easier.



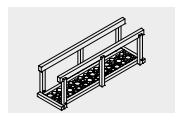
Order No. 11.50403 Wooden Path with log end pavers

Life Path

Stone Path
Wooden Path with log end pavers



11.50402






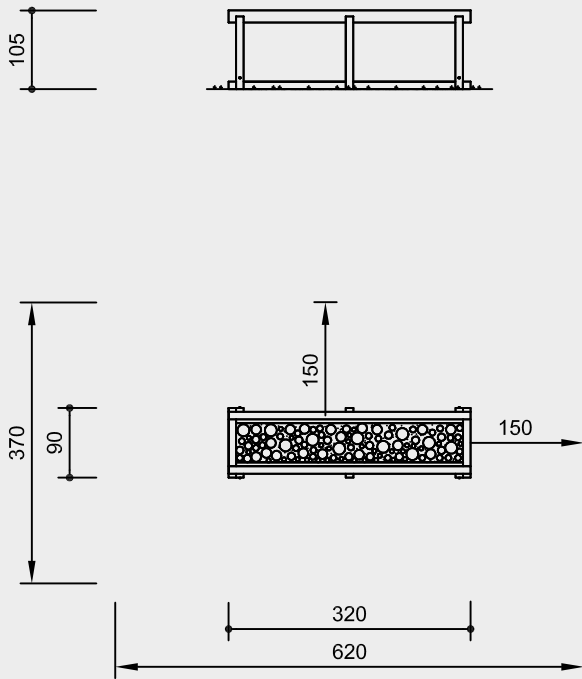
11.50403

Order No. 11.50403

Life Path

Wooden Path with log end pavers

Safety distance 
 Device dimensions 
 Functional distance 



Scale 1:100

Technical information

Equipment made of non-impregnated mountain larch

Core-free

Sawn-timbers core-free, thus decreasing occurrences of cracking and undesired changes in shape



Ground anchor

All parts used for anchoring to the ground are made of hot-dip galvanised steel or stainless steel



For more detailed explanation of the quality characteristics see price list.

Dimensions

(small deviations possible)

Order No. 11.50402 / 11.50403

| | |
|--------|--------------|
| Height | 1.05 m |
| Length | 3.20 m |
| Width | 0.90 m |
| Weight | 495 / 335 kg |

Safety

This equipment is not playground equipment within the scope of DIN EN 1176 and therefore is also not subject to the requirements of this standard. Nevertheless, it is complied with where appropriate.

Components

Order No. 11.50402

Stone Path

- 1 Frame
- 1 Pallet of stones
(to be filled with e.g. sand on site)
- 4 Steel feet

Order No. 11.50403

Wooden Path with log end pavers

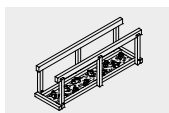
- 1 Piece of equipment with pre-mounted log end pavers
(to be filled with e.g. sand on site)
- 4 Steel feet

Installation information

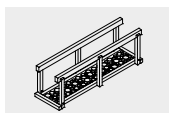
Surfacing requirements
 no requirements
 recommended:
 bark mulch, wood chips, or the like

Foundations
 4 items 40 x 40 x 35 cm
 Excavation depth 55 cm

Attention:
Exact measurements may vary;
for all installation dimensions refer
to current assembly instructions.
 Technical changes reserved.



11.50402



11.50403