

Play value

Every playground needs a slide. Small and large children alike delight in sliding down a slope at speed. This slide, specially made for wheelchair users, is one meter wide and additionally equipped with a grab rail. This gives the child security to find the right sitting position when not in their wheelchair, before letting go and enjoying the slide.



Photo © Tristan Filippone



Photo © Tristan Filippone



Order No. 3.63303 Stainless Steel Slide for Wheelchair-bound Persons

Fundamental characteristics

- Unique position
- Agreeable design
- Incentive for playing: experience height, role-playing games
- Movement: climbing, sliding

Recommended for

- Kindergarten children
- School children
- Supervised play areas, such as kindergartens, schools, after-school programmes or similar
- Public play areas without supervision, such as playgrounds, parks or similar

Barrier-free

- Special movement experience
- With carer

Stainless Steel Slides for Wheelchair-bound Persons



3.63302



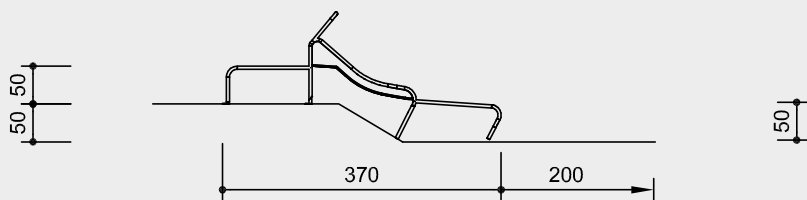
3.63303



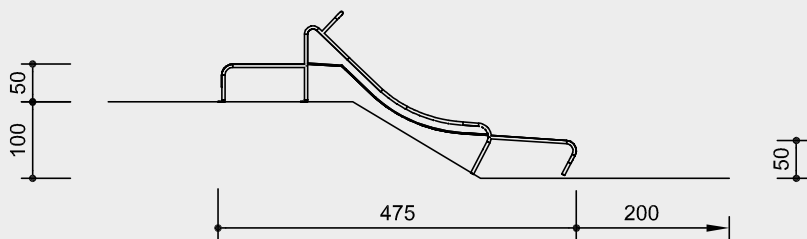
3.63323

Order No. 3.63302
Stainless Steel Slide
for Wheelchair-bound Persons
 Height 0.50 m

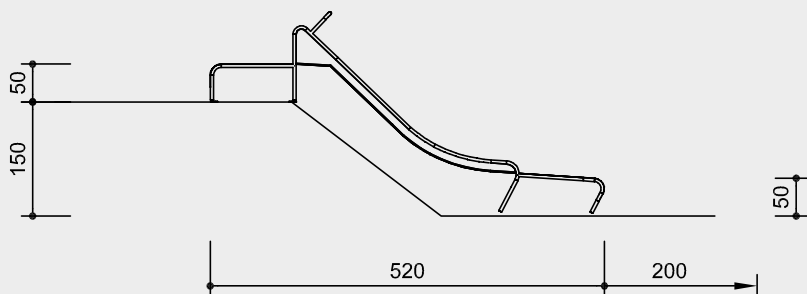
Safety distance 
 Device dimensions 
 Functional distance 



Order No. 3.63303
Stainless Steel Slide for Wheelchair-bound Persons
 Height 1.00 m



Order No. 3.63323
Stainless Steel Slide for Wheelchair-bound Persons
 Height 1.50 m



Scale 1:100

Safety check according to DIN EN 1176

Components

Order No. 3.63302

- 1 Slide with wheelchair starting element, extended run-out and slide feet

Order No. 3.63303

- 1 Slide with wheelchair starting element, extended run-out and slide feet

Order No. 3.63323

- 1 Slide with wheelchair starting element, extended run-out and slide feet

Installation information

Surfacing requirements corresponding to a fall height of ≤ 2.00 m (please refer to price list for more detailed information)

At the run-out of the slide we recommend sand as loose fill material

Foundation
 4 items 30 x 30 x 30 cm
 Excavation depth 70 cm

Attention:
Exact measurements may vary;
for all installation dimensions refer
to current assembly instructions.
 Technical changes reserved.

Technical information

Equipment made of stainless steel, glass bead blasted
 Handrail tube \varnothing 42 mm, thickness 2 mm
 Cheek height 16 cm
 Attached at the top and bottom with mounting plates
 Thickness of sides 2 mm, thickness of sliding surface 3 mm

Dimensions
 (small deviations possible)

Order No. 3.63302	
Width	1.00 m
Height	0.50 m
Weight	140 kg
Order No. 3.63303	
Width	1.00 m
Height	1.00 m
Weight	180 kg
Order No. 3.63323	
Width	1.00 m
Height	1.50 m
Weight	180 kg



3.63302



3.63303



3.63323