



Play value

The Open Slide only works if it is constructed like a bobsleigh track. Above all, this means that extended sides, in particular in the curves, must be specially constructed. This fully stainless steel mould provides a safe design which guarantees sliding fun. The long descent makes it attractive for people of all ages.

Order No. 3.65200 Slide Support with Steps



Order No. 3.67000 Open Slides

© Richter Spielgeräte GmbH 06/22

Fundamental characteristics

- Soft shape
- High-quality design
- Incentive for playing: long descent
- Movement: sliding, climbing

**Open Slides
Slide supports**

Recommended for

- Kindergarten children
- School children
- Public play areas without supervision such as playgrounds, parks or similar

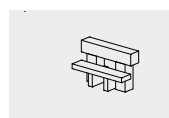
Planning information

Open Slides need to be planned individually taking into consideration the topographic situation. For working out a planning proposal we require a landscaping plan with height indications from your side.

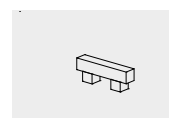


Note on installation

The orientation of the slide to the South has to be avoided because of heating up of the material.



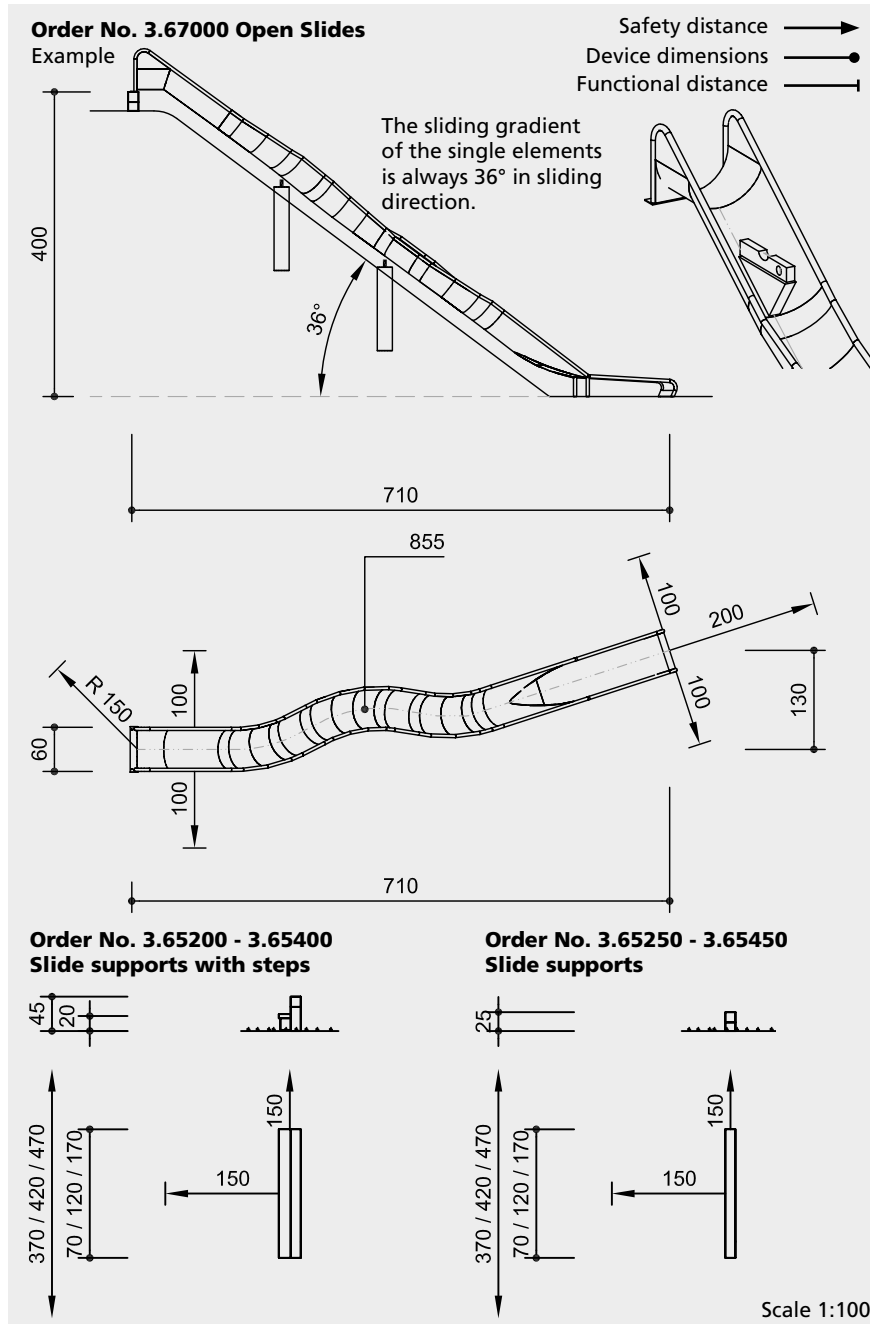
3.65200 - 3.65400



3.65250 - 3.65450



3.67000



Safety check according to DIN EN 1176

Components

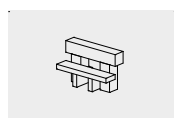
1 Part each

Order No. 3.67000 Open Slides

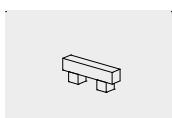
Number and length of supports depending on shape of slide and topographic situation; depending on transport capacity one-piece construction or split (with screwable connecting flange)

Attention:

Exact measurements may vary; for all installation dimensions refer to current assembly instructions. These slides are specially produced designs. The accompanying drawings must be adhered to.
Technical changes reserved.
Slide support also available in steel.



3.65200 - 3.65400



3.65250 - 3.65450



3.67000

Technical information

Order No. 3.67000 Open Slides

Ground anchor

All parts used for anchoring to the ground are made of hot-dip galvanised steel or stainless steel



For more detailed explanation of the quality characteristics see price list.

Moulds of the Open Slides consist made of 2.5 mm stainless steel metal, welded with inert gas
Double sided, gapless handrail made of 42 mm stainless steel tubing

Order No. 3.65200 - 3.65450 Slide supports

Core-free

Sawn-timbers core-free, thus decreasing occurrences of cracking and undesired changes in shape



End grain connector

End grain connector as special fitting for the adjustable connection of horizontal and vertical timber



For more detailed explanation of the quality characteristics see price list.

Posts made of oak heartwood, traverse and steps made of non-impregnated mountain larch

Dimensions

(small deviations possible)

Order No. 3.67000 Open Slides

Length according to arrangement of elements or according to topography and fixing height

Width 0.60 m
Weight 20 kg/m

Order No. 3.65200 - 3.65450 Slide supports

Width 0.70 / 1.20 / 1.70 m
With step height 0.45 m
Without step height depending on
Installation depth 0.15 - max. 0.25 m
Weight 75 - 140 kg

Installation information

Surfacing requirements depending on installation situation, in the run-out area we recommend material such as sand (please refer to price list for more detailed information)

Foundations

Order No. 3.67000 Open Slides

Per support 1 item 80 x 80 x 40 cm
Excavation depth 60 cm
Run-out 2 or 3 items 50 x 70 x 40 cm
Excavation depth 80 cm

Order No. 3.65200 / 3.65250

Slide supports

1 item 50 x 90 x 50 cm
Excavation depth 70 cm

Order No.

3.65300 / 3.65350 / 3.65400 / 3.65450

Slide supports

2 items 50 x 50 x 50 cm
Excavation depth 70 cm