



Play value

It is always easier to understand physical phenomena when one can observe it in real life. The experience is particularly intense when the result can be achieved by doing it one's self. This table, with its adjustable barriers forming obstacles to the flowing water, allows such an experience. Pictures of water currents flowing at different speeds become recognisable, as do whirls, whirlpools and meanders. When sand or gravel is added, one can watch the formation of islands or counter-currents. A special cognitive learning process is then afforded to children to aid their understanding. This is however not absolutely vital for being able to enjoy this instructive game.

Fundamental characteristics

- Easy handling
- Sturdy construction
- Differently shaped flow obstacles made of rubber for experiencing flow phenomena
- Incentive for playing: flow obstacles



Order No. 5.41030 Flow Table

Flow Table

Recommended for

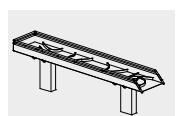
- Kindergarten children
- School children
- Public play areas without supervision, such as playgrounds, parks or similar
- Water play areas without supervision
- Swimming pools without supervision, such as outdoor pools, adventure pools or similar
- Leisure parks

Barrier-free

- Independent play

Planning information

In order to be able to watch the streaming phenomena, a sufficiently high flow of water is necessary; e.g. an inlet flap leading from a pond, an Archimedes Screw with high rim allowing for a high transporting capacity, or directly behind a pump within a water play installation.



5.41020 / 5.41030

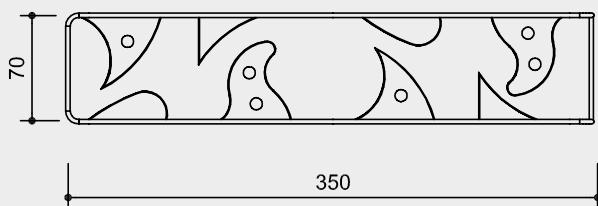
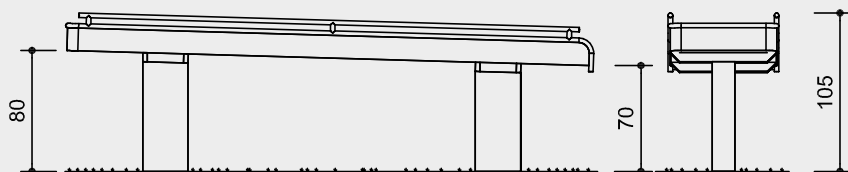


Order No. 5.41020 Flow Table, old version

Order No. 5.41020

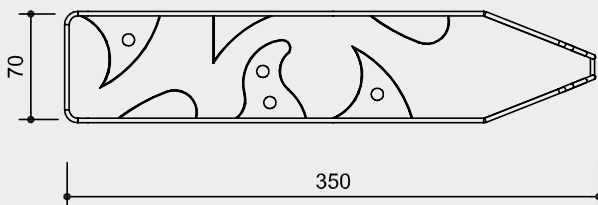
Flow Table
with 8 obstacles

Safety distance →
Device dimensions ●
Functional distance —



Order No. 5.41030

Flow Table
with pointed end on one side, with 8 obstacles



Scale 1:50

Safety check according to DIN EN 1176

Components

Order No. 5.41020

- 1 Flow Table complete with supporting feet and 8 flow obstacles

Order No. 5.41030

- 1 Flow Table complete pointed end on one side with supporting feet and 6 flow obstacles

Installation information

Surfacing requirements corresponding to a fall height of ≤ 1.00 m

We recommend pavement or a similar surface with a runoff for water.

Foundations
2 items 50 x 70 x 50 cm
Excavation depth 70 cm

Attention:
Exact measurements may vary; for all installation dimensions refer to current assembly instructions.
Technical changes reserved.
For use in aggressive environments such as salt or chlorine water, the equipment is also available in marine grade steel (V4A).

Technical information

Equipment made of stainless steel, glass-bead blasted

Ground anchor

All parts used for anchoring to the ground are made of hot-dip galvanised steel or stainless steel



For more detailed explanation of the quality characteristics see price list.

Obstacles made of weather-proof solid rubber, fixed to chains, moveable along the railing

Dimensions

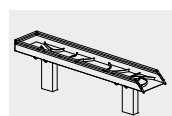
(small deviations possible)

Order No. 5.41020

Flow Table	
Height	1.05 m
Length	3.50 m
Width	0.70 m
Weight	206 kg

Order No. 5.41030

Flow Table	
Height	1.05 m
Length	3.50 m
Width	0.70 m
Weight	160 kg



5.41020 / 5.41030