

**Play value**

Children love swinging motions and they also love surprises. The artistically designed support posts of this Giraffe Swing are an unexpected idea attracting an enthusiastic reception. Children who don't wish to play, watch from the back of the giraffe or dream about the wide open spaces of Africa. The Giraffe Swing is particularly suited to define play areas as it emphasises the identity of the location. It is an unforgettable experience.



**Giraffe Swing**

**Fundamental characteristics**




- Play art
- Unique and original
- Incentive for playing: animal-like shape
- Movement: swinging

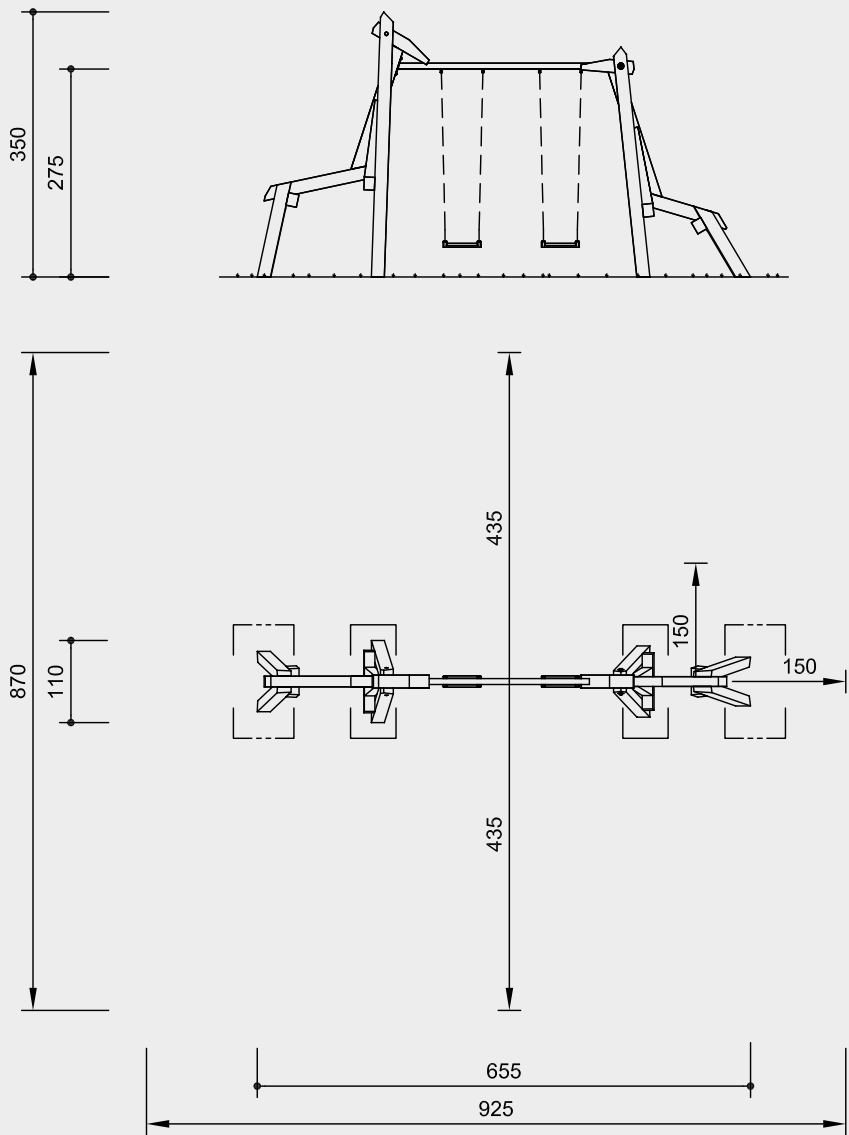
**Recommended for**

- School children
- Supervised play areas, such as schools, after-school programmes or similar
- Public play areas without supervision, such as playgrounds, parks or similar



**Order No. L6.00001**  
**Giraffe Swing**

Safety distance   
Device dimensions   
Functional distance 



Safety check according to DIN EN 1176

**Components**

- 1 Swing frame with 1 large and 1 small giraffe, with steel feet and crossbeam made of metal
- 2 Swing seats with chains

**Installation information**

Surfacing requirements corresponding to a fall height of  $\leq 1.50$  m (please refer to price list for more detailed information)

Foundations  
2 items 80 x 150 x 60 cm  
Excavation depth 80 cm  
2 items 60 x 150 x 60 cm  
Excavation depth 80 cm

**Attention:**  
**Exact measurements may vary, for all installation dimensions refer to current installation instructions.**  
Technical changes reserved.

**Technical information**

Equipment made of non-impregnated mountain larch

**Core-free**

Sawn-timbers core-free, thus decreasing occurrences of cracking and undesired changes in shape



**Swing seat**

Ergonomically shaped swing seat made of rubber with soft shock absorbing edge. Durable due to strong profiled steel insert



**Swing joint**

Drop-forged, hot-dip galvanised swing joint with sintered bush and integrated swivel



**Profiled washer**

Profiled washer for covering protruding screw heads according to standard, improved pressure distribution and protection against water. Impedes loosening the bolt



**Adjustable**

Adjustable two-piece bolt connection, easy to maintain, no projecting threads



**Ground anchor**

All parts used for anchoring to the ground are made of hot-dip galvanised steel or stainless steel



**Chains**

Chains made of hot-dip galvanized steel (1.4301 / 1.4571 at extra charge) welded before galvanising, short-linked, without eyelets on the connecting parts, easy to exchange and shorten



**For more detailed explanation of the quality characteristics see price list.**

Cross bar made of galvanised steel tube

**Dimensions**

(small deviations possible)

Height	3.50 m
Vertical clearance	2.75 m
Length	6.55 m
Width	1.10 m
Weight	550 kg



**L6.00001**