

Instructions for wear checks of play equipment

The equipment must be checked for correct operation and safety, especially the points listed below:

Proof of maintenance

Playground

Date of installation

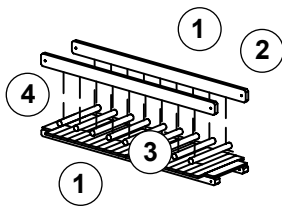
Checks depend on the type of equipment. Any equipment with moving parts must be checked at least twice a year, static equipment at least once a year.

Intervals for maintenance work and checks generally depend on

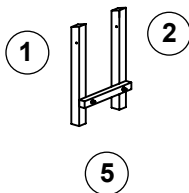
- location
- kind of use
- frequency of use
- possible vandalism

For more details see also "General instructions for maintenance of playgrounds".

Chain Path for combinations
Order No. 3.66260/3.66270/3.66280
Order No. 3.66263/3.66273/3.66283



End frame for inclined chain path
Order No. 3.66231
 with square timber
Order No. 3.66232
 with round timber



Wooden parts

1. Check for rot and, if necessary, smooth splinters and round off sharp edges and cracks.
2. Check that all bolts and screws are tight and retighten if necessary.
3. Check running boards for wear and tear (replace if approx. 1/3 of the material has been worn down).

Chains

4. Check chain and connection to wooden handrail for wear and tear.
- Note**
 1. The first chain link must be locked; check wear on contact surfaces between first and second chain link.

Structural stability

5. If applicable, uncover the foundation at the end frame once a year and check the stability or corrosion at the steel feet.

Special notes, e.g. for repairs

Repair not carried out, it is still possible to play on equipment

Repair not carried out, equipment is taken out of action

All work carried out, everything is in order

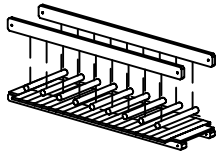
Maintenance carried out by:

For spare parts refer to back of page.

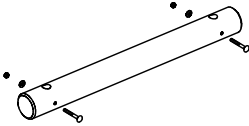



..... Date

**Spare Parts
Chain Path for
combinations**

**3.66260/3.66270/3.66280
3.66263/3.66273/3.66283**



Please note that the safety standards of the equipment must not be affected. Therefore, when carrying out repairs it is helpful **to only use original parts.**

Order No.	Spare part	Order No.	Spare part
<p>0.92390</p> <p>Running board</p> 			
<p>0.98200</p> <p>Chain path fork</p> 			
<p>0.92321</p> <p>Handrail fork</p> 			
<p>0.92410</p> <p>Chain for chain path 3 m without fastening material</p> 			
<p>99.01298</p> <p>Handrail timber, drilled for order No. 3.66260</p> 