

Instructions for wear checks of play equipment

The equipment must be checked for correct operation and safety, especially the points listed below:

Proof of maintenance

Playground

Date of installation

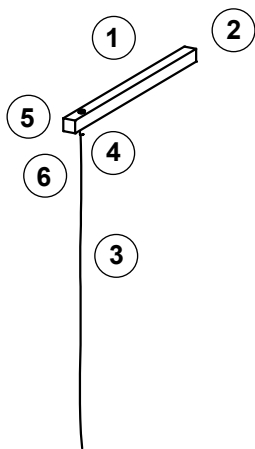
Checks depend on the kind of equipment. Any equipment with moving parts must be checked at least twice a year, static equipment at least once a year.

Intervals for maintenance work and checks generally depend on:

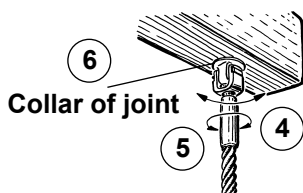
- location
- kind of use
- frequency of use
- possible vandalism

For more details see also „General instructions for maintenance of playgrounds“.

Swing Rope with beam
Order No. 3.69450



detailed diagram



Wooden parts

1. Check for rot and, if necessary, smooth out splinters and round off sharp edges of cracks.
2. Check all screw and bolt connections to the basic equipment for firmness, tighten if necessary.

Rope

3. Check for wear and tear, if the steel reinforcement is damaged it is imperative it be replaced.

Joint

4. Check the joint for smooth movement.
5. Check the swivel for smooth motion, regrease slightly if required.
6. Check the connection to the wood, collar of joint must be flush, see detailed diagram.

Special notes (e. g. for repairs):

Repair not carried out, it is still possible to play on equipment

Repair not carried out, equipment ist taken out of action

All work carried out, everything is in order

Maintenance carried out by


For spare parts refer to back of page.

..... Date

Spare parts
Swing Rope with beam
Order No. 3.69450



Please note that the safety level must not be compromised. This is why it is advisable to use **original spare**.

Order No.	Spare part
<p>0.92150 Swing Rope suspension</p>  <p>0.92100 Swing Rope with swivel length 2.50 m</p> 