

# Instructions for wear checks of play equipment

The equipment must be checked for correct operation and safety, especially the points listed below:

Proof of maintenance

Playground .....

Date of installation .....


Checks depend on the type of equipment. Any equipment with moving parts must be checked at least twice a year, static equipment at least once a year.

Intervals for maintenance work and checks generally depend on

- location
- kind of use
- frequency of use
- possible vandalism

For more details see also "General instructions for maintenance of playgrounds".

**Big Playing House**  
**Order No. 4.10200/L4.10200**  
**4.10210/L4.10210**



## Wooden parts

1. Check for rot and, if necessary, smooth out splinters and round off sharp edges of cracks.
2. Check that all bolts and screws are tight and retighten if necessary.

## Structural stability

3. Check fixation to the ground once a year by lifting.

Special notes, e.g. for repairs

Repair not carried out, it is still possible to play on equipment

Repair not carried out, equipment is taken out of action


All work carried out, everything is in order

Maintenance carried out by:

For spare parts refer to back of page.

..... Date .....

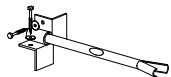
**Spare Parts**  
**Big Playing House**  
**Order No. 4.10200/L4.10200**  
**4.10210/L4.10210**



Please note that the safety standards of the equipment must not be affected. Therefore, when carrying out repairs it is helpful to **only use original parts**.

**Order No. Spare part**

**0.92700 foundation iron**



**0.30030 roof cladding, fir, impregnated**



**0.30031 roof cladding, larch**

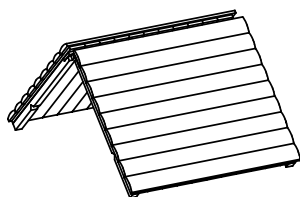
**Please indicate the covering surface.**

**99.00260 floor, spruce, impregnated**



**99.01337 floor, larch**

**99.00860 roof, two sections, fir, impregnated**



**99.00870 roof, two sections, larch**