

Instructions for wear checks of play equipment

The equipment must be checked for correct operation and safety, especially the points listed below:

Proof of maintenance

Playground.....

Date of installation

Checks depend on the type of equipment. Any equipment with moving parts must be checked at least twice a year, static equipment at least once a year.

Intervals for maintenance work and checks generally depend on

- the location
- the usage
- the frequency of use
- possible vandalism

For more details see also "General instructions for maintenance of playgrounds".

Valve combination
Order No. 5.17100

Connection to water supply (on site)

1. Check the amount of water required (depending on installed equipment). Attention! If there is not enough water, the pump swipe may strike back.
2. Check backflow preventer or pipe disconnecter (not included) for proper operation – it must comply with the regulations of the local water works.

Valve combination

3. Clean the sieves in the pressure reduction valve and membrane valve if necessary.
4. Check all screw fittings for leakages.
5. Check pressure compensating tank for proper function, the rubber bladder must be under pressure (1.4 bar nitrogen).
6. Check that the pressure reduction valve is properly adjusted; re-adjust to 2.5–3.0 bar if necessary.

Long-term decommissioning

Pay attention to the following notes regarding long-term decommissioning, e.g. during the winter.

Prior to the period of frost, any water-conducting elements must be drained. If the valve combination has not been installed frost-proof, it must be removed and stored protected from frost during the period of frost.

Special notes, e.g. for repairs

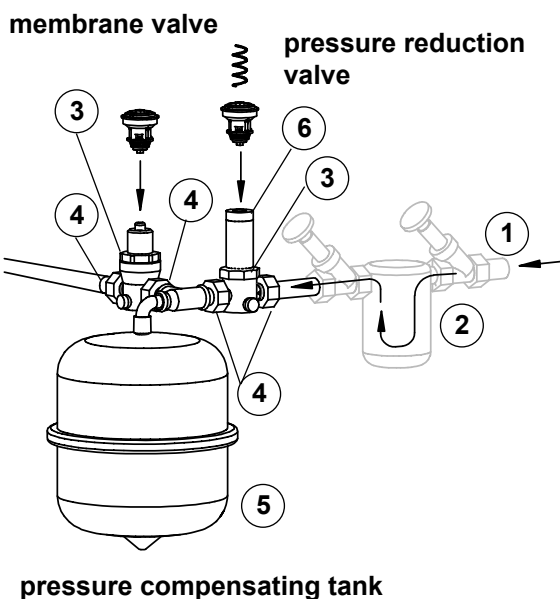
Repair not carried out, it is still possible to play on equipment

Repair not carried out, equipment is taken out of action

All work carried out, everything is in order

Maintenance carried out by:

..... Date



En-EN 13.01.2023

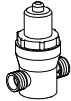
COPYRIGHT © RICHTER SPIELGERÄTE GMBH

Spare Parts
Valve combination
Order No. 5.17100

Please note that the safety standards of the equipment must not be affected. Therefore, when carrying out repairs it is helpful to **only use original parts.**

Order No. Spare part

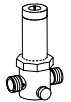
0.97820 **membrane valve**



0.97822 **cartridge for membrane valve**



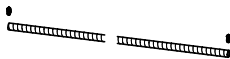
0.97830 **pressure reducer**



0.97850 **pressure compensating tank**



0.97860 **spiral hose**



0.97862 **hose clip**



0.97818 **Tool for opening the
membrane valve**

