

Instructions for wear checks of play equipment

The equipment must be checked for correct operation and safety, especially the points listed below:

Proof of maintenance

Playground

Date of installation

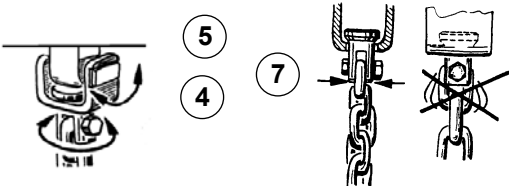
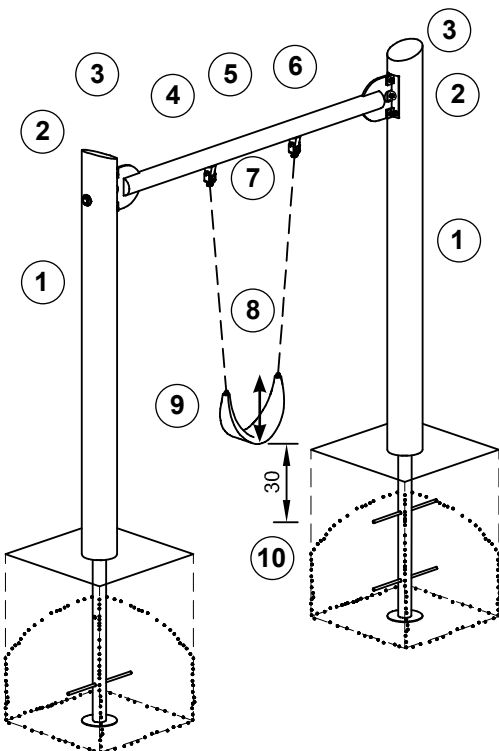
Checks depend on the type of equipment. equipment with moving parts must be checked at least twice a year, static equipment at least once a year.

Intervals for maintenance work and checks generally depend on

- location
- kind of use
- frequency of use
- possible vandalism

For more details see also "General instructions for maintenance of playgrounds".

Toddler's Swing special Order No. 6.12020/K6.12020



Wooden parts

1. Check for rot and, if necessary, smooth out splinters and round off sharp edges of cracks.
2. Check that all wooden connections are tight and retighten if necessary; grind/cut off protruding bolt ends, regalvanise with zinc spray.
3. Recommendation: apply paraffin wax to the upper end grain areas once a year, please refer to Order No. 0.90100, 1 litre.

Swing suspension

4. Make sure that the joints move smoothly.
5. Make sure that the swivels move smoothly, apply grease if required.
6. Check welds of metal cross beam for cracks.
7. Check chain and connections to chain; the first chain link must be locked; check wear on contact surfaces between first and second chain link.

Belt seat

8. Check belt seat for vandalism (e.g. cuts) and replace if necessary.
9. Check the seat for a minimum ground clearance of at least 30 cm.

Structural stability

10. In order to check for rot at wooden parts or steel feet for corrosion, uncover the foundations once a year.

Special notes, e.g. for repairs

Repair not carried out, it is still possible to play on equipment

Repair not carried out, equipment is taken out of action

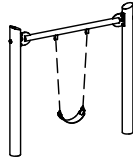
All work carried out, everything is in order

Maintenance carried out by:

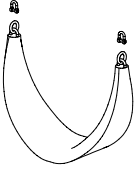
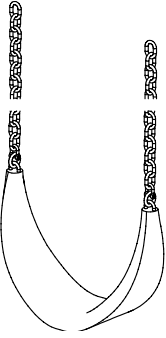
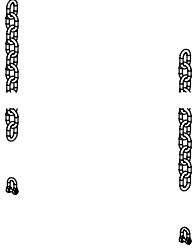

For spare parts refer to back of page.

..... Date

Spare Parts
Toddler's Swing special
Order No. 6.12020/K6.12020



Please note that the safety standards of the equipment must not be affected. Therefore, when carrying out repairs it is helpful to **only use original parts**.

Order No.	Spare part
<p>0.93035</p> 	<p>Belt seat</p>
<p>0.93045</p> 	<p>Belt seat with chains</p>
<p>0.87010</p> 	<p>chains (pair) 6 mm</p>
<p>0.93090</p> 	<p>U-shackle with swivel</p>