

Instructions for wear checks of play equipment

The equipment must be checked for correct operation and safety, especially the points listed below:

Proof of maintenance

Playground.....

Date of installation

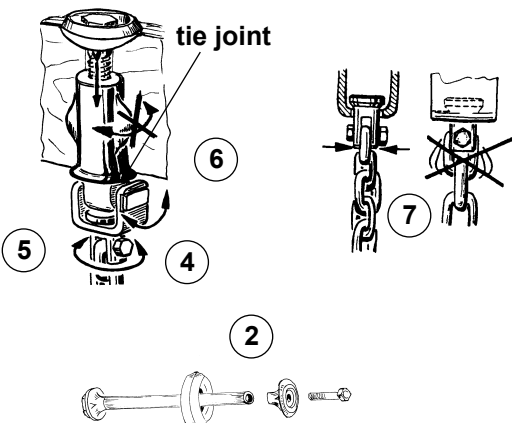
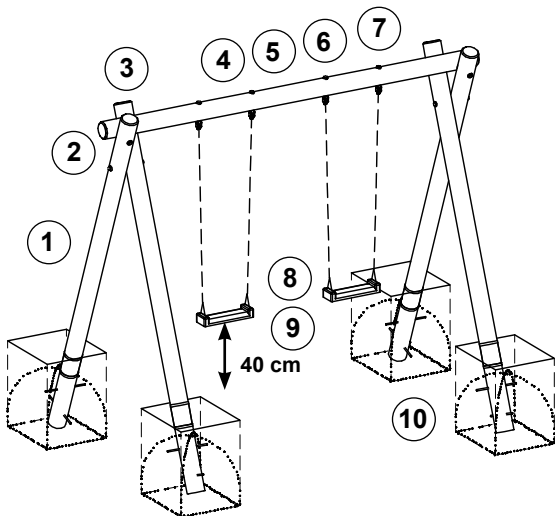
Checks depend on the type of equipment. Any equipment with moving parts must be checked at least twice a year, static equipment at least once a year.

Intervals for maintenance work and checks generally depend on

- the location
- the usage
- the frequency of use
- possible vandalism

For more details see also "General instructions for maintenance of playgrounds".

Multi-surface Twin Swing
Order No. 6.12800/6.12801/6.12805



Wooden parts

1. Check for rot and, if necessary, smooth out splinters and round off sharp edges of cracks.
2. Check that all wood connections are tight and retighten if necessary.
3. **Recommendation:** apply paraffin wax to the upper end grain areas once a year, please refer to order No. 0.90100, 1 litre.

Swing suspension

4. Make sure that the joints move smoothly.
5. Make sure that the swivels move smoothly, apply grease if required.
6. Check connection to wood, tie joint must fit closely.
7. Check chain and connection to chain; the first chain link must be locked; check wear on contact surfaces between first and second chain link.

Swing seats

8. Replace if metal parts are exposed.
9. Check the swing seats for a ground clearance of 40 cm.

Structural stability

10. In order to check for rot at wooden parts or steel feet for corrosion, uncover the foundations once a year.

Repair not carried out, it is still possible to play on equipment

Repair not carried out, equipment is taken out of action

All work carried out, everything is in order

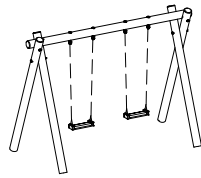
Maintenance carried out by:

..... Date

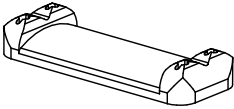

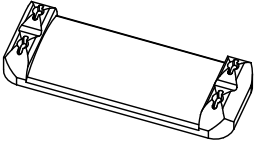

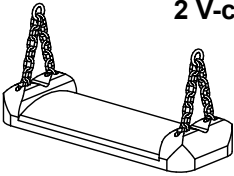
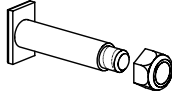

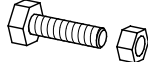
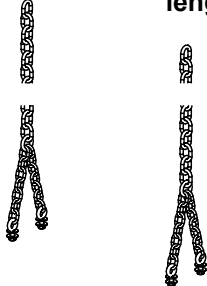



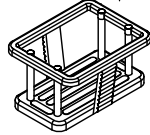
Special notes, e.g. for repairs

For spare parts refer to back of page.

Spare Parts
Multi-surface Twin Swing
Order No.
6.12800/6.12801/6.12805



Please note that the safety standards of the equipment must not be affected. Therefore, when carrying out repairs it is helpful to **only use original parts.**

Order No. Spare part	Order No. Spare part
<p>0.93000 rubber swing seat</p> 	<p>0.93090 U-shackle with swivel</p> 
<p>0.93010 rubber swing seat with 4 eyebolts</p> 	<p>0.88150 brass bush for swing joint</p> 
<p>0.93020 rubber swing seat with 2 V-chains</p> 	<p>0.20010 stainless steel machine screw M8x55 with locking nut</p> 
<p>0.93021 V-chain</p> 	<p>0.20020 stainless steel machine screw M8x28 with locking nut</p> 
<p>0.93102 pair of chains, 6 mm length 1.80 m</p> 	<p>0.93080 Cradle Seat with chains</p> 
<p>0.93130 swing joint with swivel</p>  	<p>0.93081 Cradle Seat without chains</p> 
	<p>0.93103 Pair of chains 6mm, for Cradle Seat</p> 