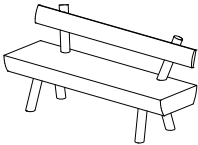
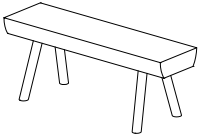
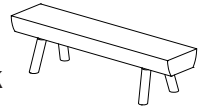
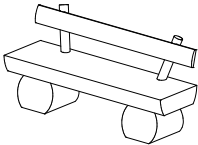
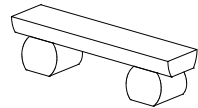


Instructions for wear checks of play equipment	The equipment must be checked for correct operation and safety, especially the points listed below:	Proof of maintenance
<p>Playground</p> <p>Date of installation</p> <p>Checks depend on the kind of equipment. Any equipment with moving parts must be checked at least twice a year, static equipment at least once a year.</p> <p>Intervals for maintenance work and checks generally depend on:</p> <ul style="list-style-type: none"> - location - kind of use - frequency of use - possible vandalism <p>For more details see also „General instructions for maintenance of playgrounds“.</p> <p>Benches and Tables</p> <p>Order No. 9.20000/L9.20000 Bench with back</p>  <p>Order No. 9.21000/L9.21000 Table</p>  <p>Order No. 9.22000/L9.22000 Bench without back</p>  <p>Order No. 9.30000/L9.30000 Bench on round trunk with back</p>  <p>Order No. 9.31000/L9.31000 Bench on round trunk without back</p> 	<div style="border: 1px solid black; padding: 5px; margin-bottom: 10px;">Wooden parts</div> <ol style="list-style-type: none"> 1. Check for rot and, if necessary, smooth out splinters and round off sharp edges of cracks. <input style="float: right;" type="checkbox"/> 2. Check that all bolts and screws are tight and retighten if necessary. <input style="float: right;" type="checkbox"/> <div style="border: 1px solid black; padding: 5px; margin-bottom: 10px;">Structural stability</div> <ol style="list-style-type: none"> 3. If anchored to the ground, check the stability of the anchoring once a year. <input style="float: right;" type="checkbox"/> 	<div style="border: 1px solid black; height: 100%; width: 100%;"></div>
	<p>Repair not carried out, it is still possible to play on equipment</p>	<input type="checkbox"/>
	<p>Repair not carried out, equipment ist taken out of action</p>	<input type="checkbox"/>
	<p>All work carried out, everything is in order</p>	<input type="checkbox"/>
<p>Maintenance carried out by</p> <p>..... Date</p>		<p style="writing-mode: vertical-rl; transform: rotate(180deg);">Special notes (e. g. for repairs):</p>